


Voyage Data Recorder

- with Remote Management & Maintenance Solutions



DM100 VDR
DM100 S-VDR G2
DM100 L-VDR



Resilient and flexible marine technology

Optimise the safety, performance and cost of your vessel and fleet operations with cutting-edge Voyage Data Recorders (VDR), Electronic Chart Display and Information Systems (ECDIS), and ship-2-shore data solutions from Danelec Marine.

Our technology enables more than 6000 ships worldwide to meet stringent safety and environmental regulations, and we continue to develop new ways of improving performance and efficiency through the application of data collected on board and accessed in the cloud.

Ensuring resilience and effectiveness, all Danelec solutions - since the introduction of our leading VDRs in 2001 - are designed according to our key product principles:

SOLID - SAFE - SIMPLE

Danelec's Global Presence

With several offices around the world as well as over 600 factory-trained personnel in more than 50 countries worldwide, you can be confident Danelec will be able to meet your needs and requirements quickly, reliably and cost-efficiently.



Revolutionizing Shipboard Service

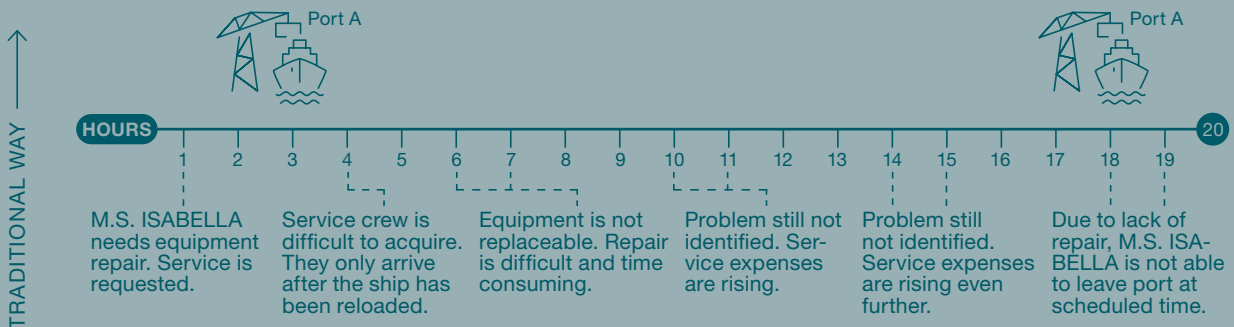
Save time and money, while eliminating in-port delays with Danelec's SoftWare Advanced Protection (SWAP).

This unique approach allows all system software and programming data to be saved on a 'hot-swappable' memory card for quick and easy transfer to a new VDR unit during service or repair, saving hours in software installation and configuration.

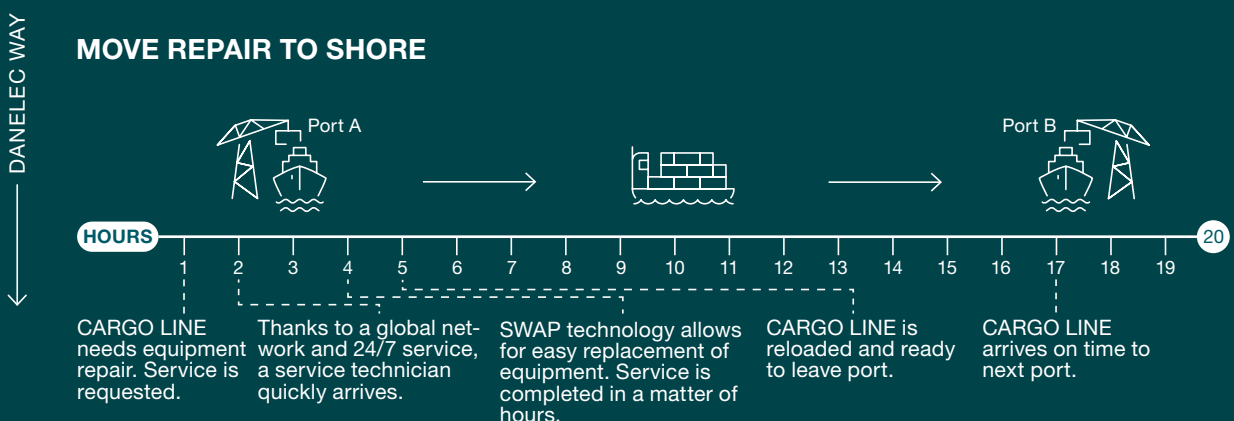
- Onboard repairs take hours, not days
- Save money by reducing man hours
- Protect and secure VDR data
- Keeps ships on schedule

SWAP™ Technology

REPAIR ON BOARD



MOVE REPAIR TO SHORE





SOLID Product design

Dependable operation

Equipment that is built to be at sea

– Our products are based on an application-specific design to ensure extreme reliability. Fewer components mean fewer points of failure, resulting in the highest MTBF in the industry.

Future proof

Never obsolete, always supported

– We guarantee serviceability of our products during their lifetime for a minimum of 10 years after their End-of-Life dates. Since our products are developed in-house, we have full control over all components.



SAFE Service & support

Immediate global support

There is always a service tech near your ship

– Our extensive global network of service centers carry spare parts and provide service repairs 24/7 with 500+ factory-certified technicians in 50+ countries.

World class service

Consistent, efficient and transparent

– Our eService platform™ automates and streamlines traditional manual processes, bringing unprecedented levels of consistency and efficiency to shipboard service.



SIMPLE Operation & maintenance

Information at your fingertips

Capture shipboard data and put it to use

– Our remote management solutions enable instant cost-optimized shore to ship management, so you can leverage big data for informed decisions and more efficient asset management.

Maximize uptime

Rest assured your ship sails on schedule

– Our exclusive SWAP technology™ enables fast and easy replacement of equipment in case of failure, without reinstalling software or reconfiguring the system.

Technology that surpasses the mandatory requirements



Secure safety



Optimize operations



Reduce cost

Is Your System IMO-Compliant?

Danelec VDRs ensure that you are always ready for regulations

As a critical safety equipment on board larger commercial vessels it is crucial to be able to rely on the quality of the VDR solution installed.

Danelec's new generation VDR was the first to meet the toughest performance standards and technical requirements, as defined in MSC.333(90) and IEC 61996-1 Ed.2, which took effect on July 1, 2014.

The DM100 VDR, DM100 S-VDR G2 as well as DM100 L-VDR are all built on the latest VDR technology platform offering high quality and reliability in a compact and lightweight, easy-to-install solution.

Our VDRs are designed specifically for the maritime environment, right down to the last component, and engineered based on more than 20 years of experience and customer feedback.

VDR, S-VDR or L-VDR?

Passenger ships and cargo vessels of 3.000 GT and above constructed on or after July 1, 2002 must carry a VDR to assist in accident investigations, while on cargo ships of 3.000 GT and above which were built before July 1, 2002 a Simplified VDR (S-VDR) is accepted to be fitted for the same purpose.

Light Voyage Data Recorders (L-VDR) are non-mandatory systems, intended for vessels not required to implement a VDR or a S-VDR system by law, but are in need of responsible documentation of voyage related data.

Pioneering VDR development

Danelec set the bar for quality and functionality when VDR became mandatory in 2002. We continue to lead, with the most powerful, scalable and cost-effective technology portfolio featuring future-proof solutions for reliability, easy installation and next generation IoT capabilities.



Data Acquisition Unit

Specifications: 30 days of recording capacity on built-in SSD · 10 inputs for bridge audio and VHF · 12 inputs for serial data (IEC 61162-1, IEC 61162-2 and Modbus) · 7 inputs for IEC 61162-450 network data (1000BASE-T) · AC power (110-230V, 50-60Hz) · Built-in UPS with NiMh batteries.
Dimensions and weight: W: 495 mm, H: 250 mm, D: 242 mm, W: 11 kg



Protective Fixed Capsule

Specifications: 48 hours of recording capacity · 90 days acoustic underwater beacon · Supplied with 50 meters cable, Ethernet(100BASE-TX) interface · Powered from Data Acquisition Unit (PoE). **Dimensions and weight:** W: 360 mm, H: 195 mm, D: 208 mm, W: 8 kg



Float-free Capsule*

Specifications: 48 hours of recording capacity · Supplied with 50 meters cable, Ethernet (100BASE-TX) interface · Powered from Data Acquisition Unit (PoE) · COMSAR/ COSPASS approved EPIRB. **Dimensions and weight:** W: 236 mm, H: 553 mm, D: 214 mm, W: 4,8 kg

* Optional for S-VDR setup



STANDARD



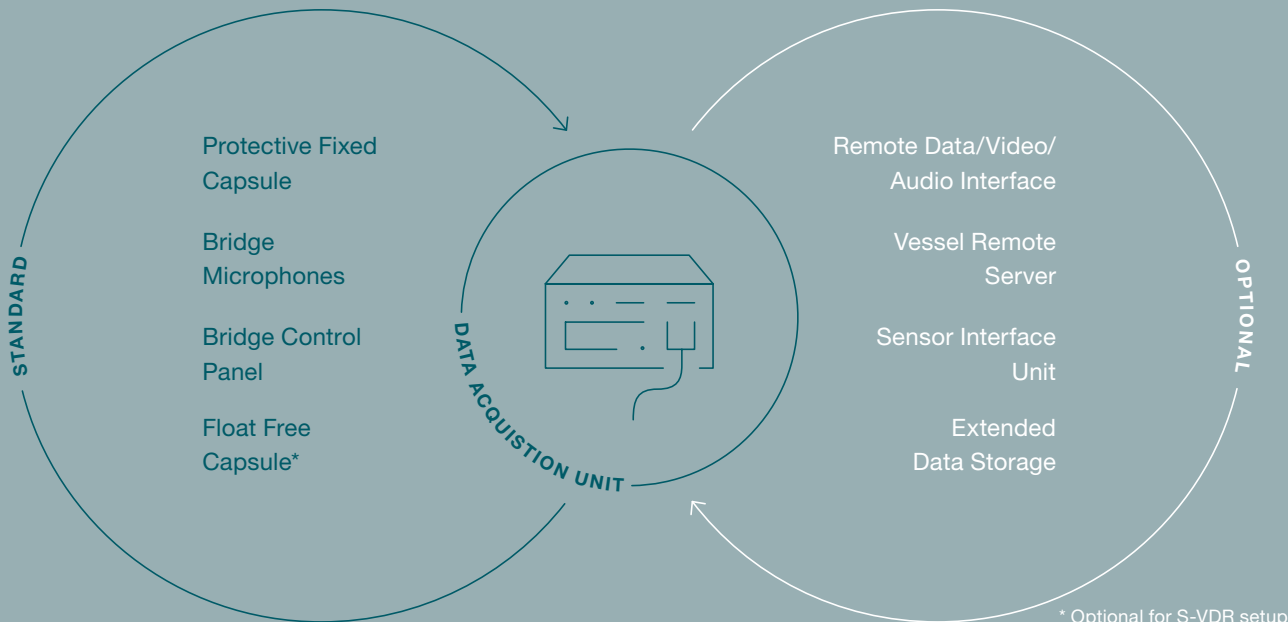
Bridge Control Panel

Specifications: Interface for Operational Performance Test · Built-in graphical color TFT LCD display, Ethernet (100BASE-TX) interface · Powered from Data Acquisition Unit (PoE). **Dimensions and weight:** W: 144 mm, H: 144 mm, D: 64 mm, W: 1,1 kg



Bridge Microphones Outdoor / Indoor

Specifications: Built-in buzzer for self-test · Built-in amplifier and filters, IP66 water resistant (outdoor only) · Powered from Data Acquisition Unit. **Dimensions and weight:** outdoor: W: 96 mm, H: 96 mm, D: 60 mm, W: 0,5 kg, indoor: W: 84 mm, H: 84 mm, D: 30 mm, W: 0,1 kg



Remote Data Interface

Serial / Analog / Digital

Specifications: 8 inputs for serial data (IEC 61162-1, IEC 61162-2 and Modbus) (serial version) · 8 inputs for analog data (analog version) · 24 inputs for digital data (digital version) · Powered from Data Acquisition Unit (PoE) or locally · Can be daisy chained · Can operate as standalone (analog and digital versions) · Support for SWAP technology™. **Dimensions and weight:** W: 141 mm, H: 32 mm, D: 163 mm, W: 0,3 kg



Remote Video Interface

Analog: BNC / Digital: DVI-I

Specifications: 2 inputs for video recording · RGBHV (analog version) or DVI-D / DVI-A (digital version) · Ethernet (100BASE-TX) interface · Powered from Data Acquisition Unit (PoE). **Dimensions and weight:** W: 149 mm, H: 49 mm, D: 206 mm, W: 0,5 kg



Remote Audio Interface

4 / 8 channels

Specifications: 4 / 8 inputs for bridge audio and VHF · Ethernet (100BASE-TX) interface · Powered from Data Acquisition Unit (PoE). **Dimensions and weight:** W: 149 mm, H: 49 mm, D: 256 mm, W: 0,5 kg



Sensor Interface Unit

Compact / Modular

Specifications: 8 inputs for serial data (IEC 61162-1, IEC 61162-2 and Modbus) · 8 or 16 inputs for analog data · 64 inputs for digital data (compact version) · 48 inputs for digital data (modular version) · 1 free slot (modular version), AC power (110-230V, 50-60Hz). **Dimensions and weight:** compact: W: 525 mm, H: 342 mm, D: 169 mm, W: 12 kg, modular: W: 525 mm, H: 342 mm, D: 336 mm, W: 23 kg



Extended Data Storage NAS

512GB / 1TB / 3,8TB / 7,6TB

Specifications: Up to 18 months of recording time · Marine approved (IEC 60945) · SSD · Available in 2x3.8TB or 2x7.6TB RAID1 configuration · Ethernet (1000BASE-T) interface · AC power (110-230V, 50-60Hz) through AC adaptor. **Dimensions and weight:** W: 61 mm, H: 172 mm, D: 116 mm, W: 1,1 kg



Vessel Remote Server

Specifications: DIN rail mountable or standalone · 1 x Ethernet (1000BASE-T) port for the VDR · 4 x Ethernet (1000BASE-T) ports for the ship's LAN networks · Built-in motion-tracking sensor · USB port for future applications · 12-24V DC power input · AC power (110-230V, 50-60Hz) through AC adaptor · Normal or Extended Access operating modes · Support for SWAP technology™. **Dimensions and weight:** W: 180 mm, H: 30 mm, D: 100 mm, W: 0,3 kg

OPTIONAL

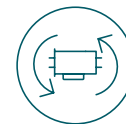
OPTIONAL



Key Features

- Fast and cost efficient retrofit of other brand VDRs (50+) via Conversion Kits
- Supported by our unique SWAP technology™ for quick and easy equipment replacement in case of failure
- Resilience to cyber attacks and unwanted traffic
- Real-time monitoring and replay of recorded data
- Gateway for ship-2-shore data automation solution via DanelecConnect
- Consistent and on-going quality control of installation, servicing and APT
- Access to APT certificates and service history of your VDR on our unique eService Platform
- Future-proof hardware design

Tailor-made Conversion Kits for Easy Replacement of Other Brands



A growing number of (S-)VDRs have been installed more than a decade ago and are typically beyond their intended service life. They can be unreliable, and many are not supported anymore making spare parts rare and servicing expensive. Save between one and two working days per installation when upgrading to a Danelec VDR through conversion kits that enable technicians to optimise and simplify migration from VDRs developed by more than 45 different manufacturers.

In addition, by applying a set of mechanical hardware, software tools and sensor interface solutions developed by Danelec, cable runs and mounting hardware from existing systems on board can be reused.

Our conversion kits include pre-drilled adaptor plates and mounting brackets for the main unit, memory capsule, and bridge microphones as well as Remote Data Interface (RDI) units for serial, analog and digital connections, and a software tool for conversion of old configuration files.



Built-in Security Features to Mitigate Risk of Attacks



As a critical piece of equipment, not only due to regulations but also as one of the most important tools to ensure safety on board, our VDRs have been designed with powerful built-in security features to prevent unauthorized access and to protect against viruses.

- **Secure boot prevents unauthorized code from being executed**
- **Hardened embedded Linux protects against viruses and malware**
- **Physical Service mode switch prevents unauthorized write access to the VDR configuration**

Remote Access and Management Solutions for Shipboard Systems

- Powered by DanelecConnect

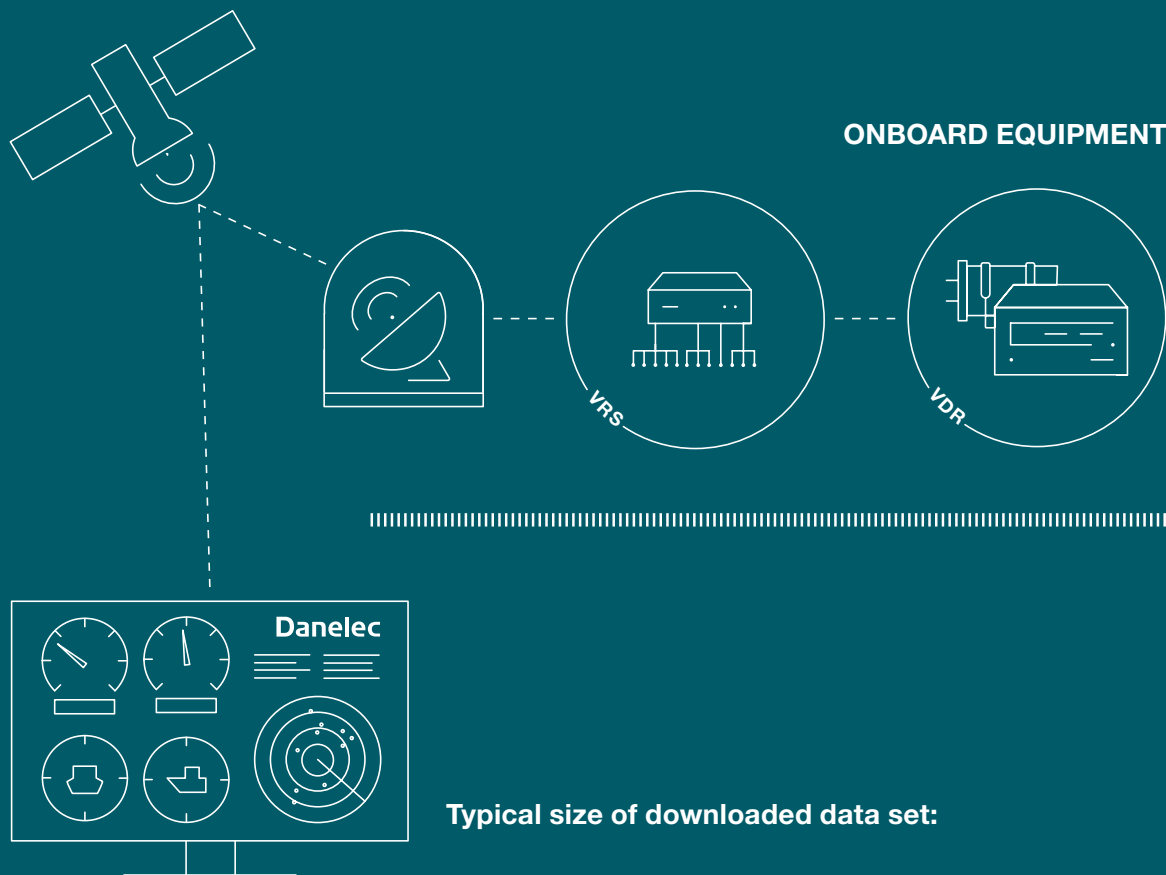


In an age of connectivity, enabled by the widespread availability and decreasing cost of satellite communication links between vessels and shore, there is an ever-growing need for shipowners and operators to get instant access to crucial data related to vessel operations.

Danelec's remote management capability allows "push-through" and "pull-through" of data sets from the VDR. The ship operations team can query the VDR at any time requesting data from specific sensors or set up a schedule of downloads from each sensor, under dynamic control from the computer. The solution is powered by our Vessel Remote Server (VRS) which serves as a proxy server and firewall to the VDR. The remote

server box connects to the vessel's existing network/communication infrastructure, and through the Danelec VDR Remote Access Tool software application enables access to the VDR from a PC on shore for transfer and replay of recorded VDR data, system diagnostics and even remote configuration.

The remote management functionality is a plug and play solution which allows shore offices to easily and securely log on and download data from a Danelec VDR by remotely connecting via an IP link to the system. A powerful built-in Network Processor combined with a physical "extended mode" switch on the VRS protect against the risk of cyber attacks and unwanted traffic.



ONSHORE OFFICE

Typical size of downloaded data set:

- VDR data transfer: 12 MB + 5 MB/min of recorded data
- Pre-APT: 30 MB (5 mins sample)
- VDR dump for Support: 2 MB
- Alarm analysis: 0.6 MB



Remotely Initiated Data Transfer

- Emergency transfer of recorded VDR data to shore
- Customize duration and offset of the data set to download
- Downloaded data fully playable, even with poor connection
- Configurable graphical and numerical views

VDR Explorer playback software provides real-time monitoring and replay of recorded data on any PC. In the event of an accident or an emergency on board, the shipmanager can connect remotely to the VDR and trigger the transfer of recorded data. Crucial vessel data downloaded from the VDR can be used for instant replay onshore, saving valuable response time to an incident. The information can be shared with authorities, accident investigators and insurance companies without the need for the vessel to return to port. *Complies with MSC.333(90) requirements for data download and playback software.*

Pre-APT & Remote Configuration

- **Diagnose status of VDR and connected sensors remotely**
- **Prepare for APT and service attendance while the vessel is at sea**
- **Remote configuration of the VDR from shore**

For the mandatory VDR Annual Performance Tests (APTs), service companies or shipmanagers can connect remotely to perform diagnostics of the VDR and all connected shipboard systems through a data sample while the vessel is at sea.

Being able to carry out pre-checks speeds up the actual APT when the ship arrives in port, and enables the service technicians to be prepared with the appropriate tools and spare parts to meet the ship on arrival, thus the risk of an unsuccessful APT which may result in a second attendance can be avoided.

If extended access to the VDR is enabled by the vessel's crew, even remote configuration of the system is possible from shore without physically attending the vessel.

Alarm Analysis & Data Dump for Support

- **Run analysis of alarms from shore**
- **Remote "health check" of the system**
- **Troubleshoot issues before service call**

For routine checks of the VDR system and connected sensors, an analysis of alarms and alerts can be run remotely from shore via DanelecConnect. The report file is small in size in order to keep data communication costs to the minimum.

Should a service issue arise, a log file containing essential data of the VDR system can be downloaded remotely. Based on the data received, a "health check" of the system can be performed by a service company and eventually troubleshooting of the problem can be initiated before the service call.

Simplified and Secured Connection

- In collaboration with TeamViewer IoT agent

The solution provides a stable link to simplify remote access and management of Danelec VDRs from shore without the need to rely on custom and complex Virtual Private Network (VPN) development and maintenance.

The system creates an outbound tunnel, that is fully end-to-end encrypted with no Man-in-the-Middle and completely segregated from other subsystems on the vessel's IT infrastructure.

Without the need to add TeamViewer to the vessel's firewall allow-list it is possible to increase security of the connectivity further by enforcing Two-factor-authentication and Single-Sign-on on the TeamViewer accounts.

- **Reliable and secured connection**
- **Lower cost and less complexity**
- **Manage, control and share access**
- **Pre-loaded onto Danelec VRS**



Designed to Fulfil Current and Future Requirements



Larger storage capacities, optimized infrastructure to accommodate increased network traffic and enhanced cyber security ensure that Danelec VDRs are ready to record non-mandated data for performance analysis and optimization, as well as improved safety at sea.

- **Longer recording durations**
- **Support for high resolution images**
- **Support for IP video**
- **Agnostic interface capability**
- **Accepted for insurance purposes**

Automating and Streamlining Shipboard Service Information

- eservice.danelec-marine.com



The Danelec eService Platform is designed to optimise VDR Installation Performance Tests (IPT) and Annual Performance Tests (APT) by providing more visibility for users.

When logged in, the registered owner, operator, manager or technical manager of a vessel, is presented with an overview of the status of xPTs and is able to quickly see which VDRs are due to be tested.

With a clear overview of all Danelec VDRs on board your vessels it is easy to plan for re-certification, including contacting your Service Partner in due time.

- **APT certificate on-demand**
- **Real time xPT status information**
- **Complete VDR service history**
- **Vessel and equipment overview**



Danelec

Danelec Marine A/S

Blokken 44, 3460 Birkerød, Denmark

T: +45 4594 4300

sales@danelec-marine.com

danelec-marine.com

