



## **LT-3100S GMDSS SATELLITE COMMUNICATIONS SYSTEM**

designed and built for the demanding and rough environment at sea

## IRIDIUM GMDSS

The LT-3100S GMDSS System is the new solution for GMDSS Distress and Safety communication via satellite. In early 2020, Iridium plans to start its GMDSS services and operation. Being recognized by the IMO and the SOLAS convention, it will be much more than an alternative to Inm-C, offering 100% global coverage and built-in Safety Voice.

## LT-3100S GMDSS IN SHORT

The LT-3100S GMDSS System is fulfilling the new MED directive with Wheel Mark approval. Small and compact. No requirements for either message terminal or printer. The solution will not only offer GMDSS services but also Voice, SMS, and Data. The built-in GNSS/GPS receiver will support features like tracking. Interface for BAM and ECDIS. The Antenna Unit can be installed up to 500 meters from the Control Unit.

- **100% global GMDSS coverage**
- **Distress Alert & Safety Voice**
- **Maritime Safety Information (MSI)**
- **BAM & ECDIS interface**
- **SSAS & LRIT**
- **Voice, SMS & Data**
- **Up to 500 m antenna cable**

## PRODUCT DESCRIPTION




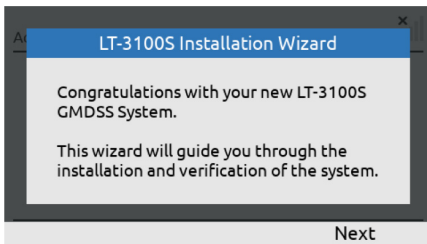
The standard LT-3100S GMDSS terminal is offered in a version that includes control unit & bracket mount, handset & cradle, antenna unit & power cable. The standard version fulfills all the GMDSS basic requirements. Additional services like SSAS, GMDSS Alarm Panels and printer, will require the LT-3140S Interface Unit.

## INTERFACE UNIT

The LT-3140S Interface Unit supports:

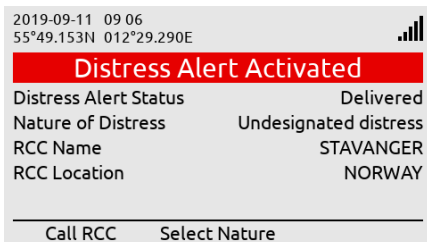
- GMDSS Alarm Panels
- GMDSS Printer
- SSAS alarm & test buttons
- ECDIS
- Bridge Alert Management (BAM)
- Maintenance PC





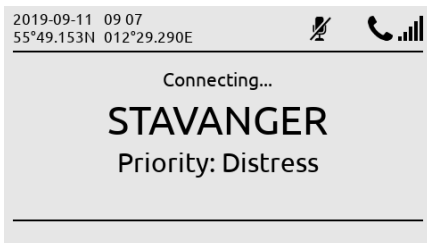
## Installation Wizard

The installation and setup of the LT-3100S GM DSS system has been made user-friendly by adding an Installation Wizard that will guide you through the initial configuration and activation of the system on the Iridium GM DSS Gateway (IGS).



## Distress Alert

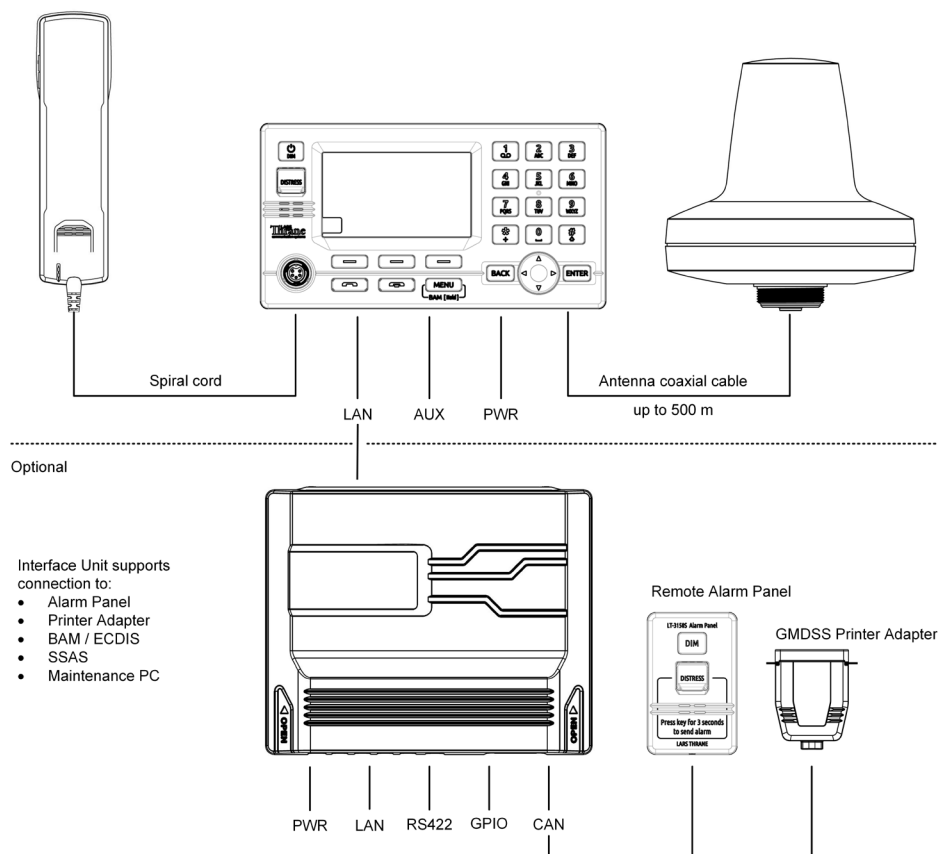
Distress Alert can be activated by pushing the DISTRESS button on the front of the control unit. A Distress Alert message will be sent to the Iridium GM DSS Gateway (IGS) and immediately forwarded to the Rescue Coordination Center (RCC).



## Safety Voice

The LT-3100S GM DSS System is supporting both Safety Voice (priority) and standard Voice (non-priority). The terminal can be configured to automatically setup a Safety Voice call (priority: Distress) to the RCC, if the Distress button has been activated.

# SYSTEM CONFIGURATION



# SPECIFICATIONS

## LT-3100S GMDSS SYSTEM

Certification & standards Maritime CE, FCC, ISED, RCM, RED, MED (Wheel Mark), RoHS 2, Iridium®

### LT-3110S Control Unit

Weight 658 g (1.45 lbs)  
 Temperature, operational -15°C to +55°C (+5°F to +131°F)  
 IP rating, dust and water IP32  
 Interfaces Ethernet, auxiliary, DC input, chassis ground, Antenna Unit (N conn.), Handset, SIM card  
 Input voltage 12 – 24 VDC

### LT-3120 Handset

Weight 290 g (0.64 lbs)  
 Temperature, operational -15°C to +55°C (+5°F to +131°F)  
 IP rating, dust and water IP32

### LT-3130 Antenna Unit

Weight 687 g (1.51 lbs)  
 Temperature, operational -40°C to +55°C (-40°F to +131°F)  
 IP rating, dust and water IP67  
 Interfaces Control Unit (N conn.)

Antenna communication cable Coaxial cable, up to 500 m (1500 ft)

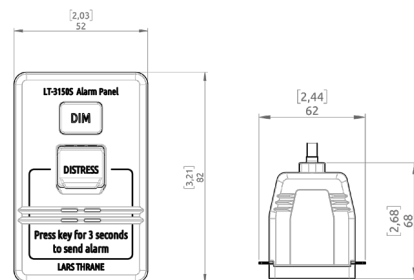
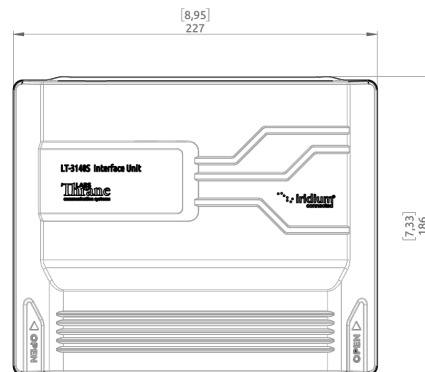
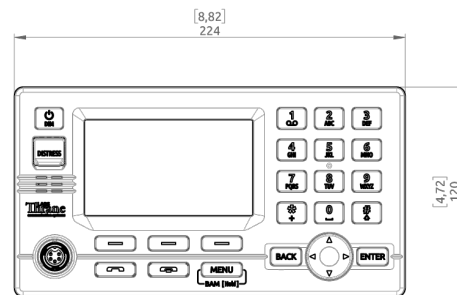
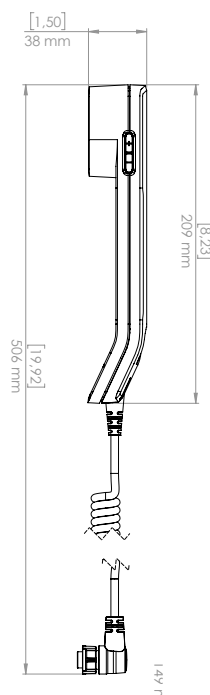
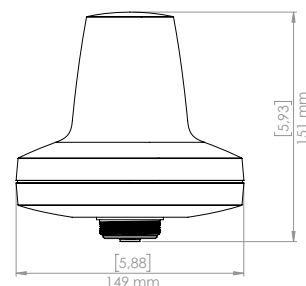
### LT-3140S Interface Unit

Weight 720 g (1.59 lbs)  
 Temperature, operational -15°C to +55°C (+5°F to +131°F)  
 IP rating, dust and water IP10  
 Interfaces 4 x Ethernet, 2 x RS422, 4 x GPIO, 4 x CAN, DC input, chassis ground  
 Input voltage 12 – 24 VDC

### LT-3150S Alarm Panel

Weight 68 g (0.15 lbs)  
 Temperature, operational -15°C to +55°C (+5°F to +131°F)  
 IP rating, dust and water IP32  
 Interface CAN

Warranty 2 year  
 Maintenance None



## IN THE BOX

LT-3110S Control Unit	P/N 51-101812
LT-3120 Handset	P/N 51-100988
LT-3121 Cradle	P/N 51-101181
LT-3130 Antenna Unit	P/N 51-100989
Bracket Mount, Control Unit	P/N 91-100771
Power Cable, 3m	P/N 91-102118
User & Installation Manual	P/N 95-101817

## ACCESSORIES

LT-3140S Interface Unit	P/N 51-101814
LT-3150S Alarm Panel	P/N 51-101815
LT-3160S Printer Adapter	P/N 51-101816
Flush Mount, Control Unit	P/N 91-100772
Bracket Mount (1.5" to 2.5" tube), Antenna Unit	P/N 91-100773
Pole Mount (1.5" tube), Antenna Unit	P/N 91-100774
Aux Cable, 3m	P/N 91-100768
Coaxial Cable Ø10mm, 10m, 25m and 50m	



Lars Thrane A/S  
 Skovlytoften 33  
 DK-2840 Holte, Denmark  
 Phone: +45 88 30 10 00 Fax: +45 88 30 10 09  
 Email: sales@thrane.eu  
 CVR DK-36042443  
 www.thrane.eu